

## Modular Cooking Range Line thermaline 90 - 4 Zone Induction Top on Oven, 1 Side H=700

ITEM # \_\_\_\_\_  
 MODEL # \_\_\_\_\_  
 NAME # \_\_\_\_\_  
 SIS # \_\_\_\_\_  
 AIA # \_\_\_\_\_



**589665 (MCIMEAJ8AO)**

Induction Top, 4 zones, one-side operated on Oven

### Short Form Specification

#### Item No. \_\_\_\_\_

Unit constructed according to DIN 18860\_2 with 20 mm drop nose top. Internal frame for heavy duty sturdiness in stainless steel. 2 mm top in 1.4301 (AISI 304). Flat surface construction, easily cleanable. THERMODUL connection system enables seamless worktop when units are connected and avoids soil penetrating. Smooth glass ceramic surface without any "dead" spots allows for quick and easy cleaning. Features 9 power levels with fast deployment to full heating power and very low heat dissipation to the kitchen. Electric static oven base with 40 mm thick oven door and ribbed enamelled steel base plate. Constructed according to 1.4301 (AISI 304). Oven chamber with 2 levels of runners for 2/1 GN shelves to enable simultaneous and faster cooking. Heavy duty thermostat with temperature range up to 300°C, electronic sensor for precise temperature control and manual humidity control in the cooking chamber. Upper heating element can also be used for grilling, with or without ventilating mode. Overheat protection switches off the supply in case of overheating. Standby function saves energy and quickly recovers maximum power. Metal knobs and oven handles ergonomically designed with embedded hygienic silicon "soft" grip enable easier handling and cleaning.

### Main Features

- Fast deployment with full heating power immediately.
- Low heat dissipation to the kitchen.
- Overheat protection: a temperature sensor switches off the supply in case of overheating.
- Pans can easily be moved from one area to another without lifting.
- The smooth glass-ceramic surface can be quickly and easily cleaned, thus providing maximum hygiene.
- All major components may be easily accessed from the front.
- THERMODUL connection system creates a seamless work top when units are connected to each other thus avoiding soil penetrating vital components and facilitating the removal of units in case of replacement or service.
- Metal knobs with embedded hygienic "soft-touch" grip for easier handling and cleaning. The special design of the controls prevents infiltration of liquids or soil into vital components.
- 9 power levels.
- Large visible digital display manufactured in tempered glass to resist heat and chemicals, showing temperatures or power settings. The display also shows on/off status of the appliance and on/off status of the heating elements.
- Unit constructed according to DIN 18860\_2 with 70 mm recessed plinth.
- 40 mm thick oven door for heat insulation.
- Handles are ergonomically designed with silicon "soft" grip for easy handling and cleaning.
- Oven chamber to have 2 levels of runners to accommodate 2/1 GN trays and ribbed enamelled steel base plate.
- The upper heating element of the oven can also be used for grilling.
- Manual control of humidity in cooking chamber.
- Electronic sensor for precise temperature control.
- Oven temperature up to 300 °C

### Construction

- Control light for each zone.
- 2 mm top in 1.4301 (AISI 304).
- Flat surface construction with minimal hidden areas to easily clean all surfaces
- Unit constructed according to DIN 18860\_2 with 20 mm drop nose top.
- Unit constructed according to DIN 18860\_2

APPROVAL: \_\_\_\_\_

with 20 mm drop nose top and 70 mm recessed plinth.

- IPX5 water resistance certification.
- Internal frame for heavy duty sturdiness in stainless steel.

## Sustainability



- Standby function for energy saving and fast recovery of maximum power.
- This model is compliant with Swiss Energy Efficiency Ordinance (730.02).

## Included Accessories

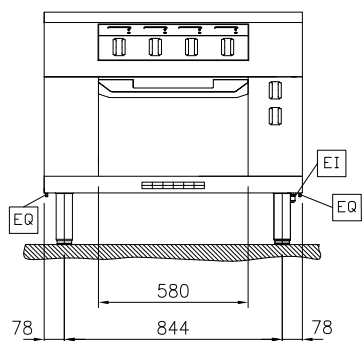
- 1 of Grid, chromium plated, for ovens PNC 910652 2/1 GN

## Optional Accessories

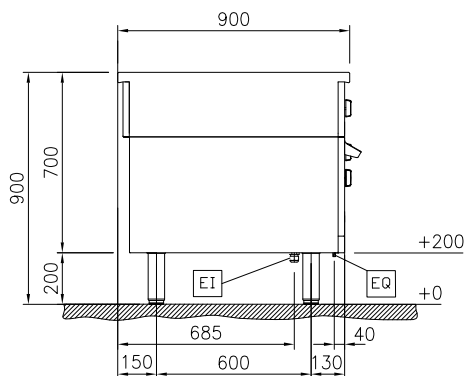
- |  |            |                          |
|--|------------|--------------------------|
| • Scraper for cook tops  | PNC 910601 | <input type="checkbox"/> |
| • Baking sheet 2/1 GN for ovens  | PNC 910651 | <input type="checkbox"/> |
| • Bottom steel plate 2/1 GN for fire clay plate 800x900 with baking oven   | PNC 910655 | <input type="checkbox"/> |
| • Fire clay plate 2/1 GN for ovens   | PNC 910656 | <input type="checkbox"/> |
| • Connecting rail kit, 900mm   | PNC 912502 | <input type="checkbox"/> |
| • Stainless steel side panel, 900x700mm, freestanding  | PNC 912512 | <input type="checkbox"/> |
| • Portioning shelf, 1000mm width   | PNC 912528 | <input type="checkbox"/> |
| • Portioning shelf, 1000mm width   | PNC 912558 | <input type="checkbox"/> |
| • Folding shelf, 300x900mm   | PNC 912581 | <input type="checkbox"/> |
| • Folding shelf, 400x900mm   | PNC 912582 | <input type="checkbox"/> |
| • Fixed side shelf, 200x900mm  | PNC 912589 | <input type="checkbox"/> |
| • Fixed side shelf, 300x900mm  | PNC 912590 | <input type="checkbox"/> |
| • Fixed side shelf, 400x900mm  | PNC 912591 | <input type="checkbox"/> |
| • Stainless steel front kicking strip, 1000mm width  | PNC 912636 | <input type="checkbox"/> |
| • Stainless steel side kicking strip left and right, freestanding, 900mm width   | PNC 912657 | <input type="checkbox"/> |
| • Stainless steel side kicking strip left and right, back-to-back, 1810mm width  | PNC 912663 | <input type="checkbox"/> |
| • Stainless steel plinth, freestanding, 1000mm width   | PNC 912960 | <input type="checkbox"/> |
| • Connecting rail kit: modular 90 (on the left) to ProThermatic tilting (on the right), ProThermatic stationary (on the left) to ProThermatic tilting (on the right) | PNC 912975 | <input type="checkbox"/> |
| • Connecting rail kit: modular 80 (on the right) to ProThermatic tilting (on the left), ProThermatic stationary (on the right) to ProThermatic tilting (on the left) | PNC 912976 | <input type="checkbox"/> |
| • Endrail kit, flush-fitting, left   | PNC 913111 | <input type="checkbox"/> |
| • Endrail kit, flush-fitting, right  | PNC 913112 | <input type="checkbox"/> |
| • Endrail kit (12.5mm) for thermaline 90 units, left   | PNC 913202 | <input type="checkbox"/> |
| • Endrail kit (12.5mm) for thermaline 90 units, right  | PNC 913203 | <input type="checkbox"/> |
| • Stainless steel side panel, left, H=700  | PNC 913222 | <input type="checkbox"/> |
| • Stainless steel side panel, right, H=700   | PNC 913223 | <input type="checkbox"/> |

- |   |            |                          |
|---|------------|--------------------------|
| • T-connection rail for back-to-back installations without backsplash (to be ordered as S-code)   | PNC 913227 | <input type="checkbox"/> |
| • Insert profile d=900  | PNC 913232 | <input type="checkbox"/> |
| • Endrail kit, (12.5mm), for back-to-back installation, left                                      | PNC 913251 | <input type="checkbox"/> |
| • Endrail kit, (12.5mm), for back-to-back installation, right                                     | PNC 913252 | <input type="checkbox"/> |
| • Endrail kit, flush-fitting, for back-to-back installation, left                                 | PNC 913255 | <input type="checkbox"/> |
| • Endrail kit, flush-fitting, for back-to-back installation, right                                | PNC 913256 | <input type="checkbox"/> |
| • Side reinforced panel only in combination with side shelf, for freestanding units               | PNC 913260 | <input type="checkbox"/> |
| • Side reinforced panel only in combination with side shelf, for back-to-back installations, left | PNC 913275 | <input type="checkbox"/> |
| • Side reinforced panel only in combination with side shelf, for back-to-back installation, right | PNC 913276 | <input type="checkbox"/> |
| • Filter W=1000mm   | PNC 913666 | <input type="checkbox"/> |

Front

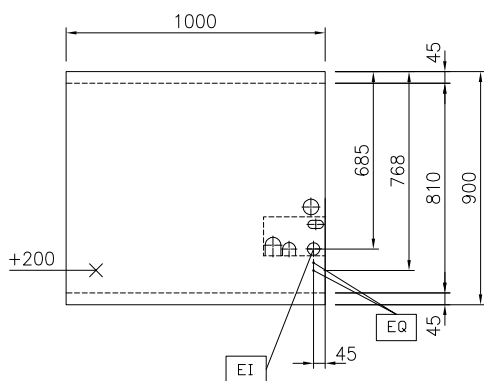


Side



EI = Electrical inlet (power)  
 EQ = Equipotential screw

Top



Modular Cooking Range Line  
thermaline 90 - 4 Zone Induction Top on Oven, 1 Side H=700

The company reserves the right to make modifications to the products without prior notice. All information correct at time of printing.

**Electric**

Supply voltage: 400 V/3N ph/50/60 Hz  
Total Watts: 25 kW

**Key Information:**

External dimensions,  
Width: 1000 mm  
External dimensions,  
Depth: 900 mm  
External dimensions,  
Height: 700 mm  
Net weight: 197 kg  
Configuration: On Oven; One-Side  
Operated  
Front Plates Power: 5 - 5 kW  
Back Plates Power: 5 - 5 kW  
Front Plates dimensions: 320x330 320x330  
Back Plates dimensions: 320x330 320x330  
Induction Top Dimensions  
(width): 1000 mm  
Induction Top Dimensions  
(depth): 900 mm

**Sustainability**

Current consumption: 39.7 Amps